

In the Name of God

**Islamic Republic of Iran
Ministry of Health and Medical Education
Deputy for Education**

**Glaucoma
Degree: Fellowship**

Program Description

Glaucoma has been a well-established and separate clinical fellowship program in many developed countries. Glaucoma fellowship was officially established in Iran back in 2006 and was aimed to meet the needs of the country. Since the introduction of the course to the time when this curriculum was initially formulated and issued, each of the executive universities implemented its own curriculum. In 2009, after the approval of the Permanent Commission of Medical Education and Specialization Council, it was decided to develop a curriculum with minimum measures specified by relevant experts based on the needs of the country. Therefore, a committee entitled the "Glaucoma Curriculum Development Committee" was formed consisting of professionals from executive universities under the supervision of the Steering Committee, Board of Ophthalmology Examiners and the Secretariat of Medical Education and Specialization Council to develop the curriculum using collective wisdom, and leading curricula in the world. The committee welcomes the experts' opinions for improving the content of this curriculum in the next revisions.

Glaucoma

Glaucoma fellowship is derived from ophthalmology and its main subject is to manage glaucoma in the community. The graduates engage in diagnosis, treatment, follow-up of patients, screening and training for glaucoma in the population covered, and also research in this specialized area.

Course duration

Duration of this educational course is at least 18 months.

Mission

The mission of this course is to train specialists who are able to engage in prevention, control, diagnosis and treatment (medical, laser and surgical) of glaucoma at their service location and promote education standards, and also research products in this field.

Admission Requirements

Board Certificate in Ophthalmology

Expected Competencies at the End of the Program

General Competencies*

Specific Competencies and Skills

At the end of the program learners will be competent in performing following procedures:

- Laser peripheral iridotomy
- Laser trabeculoplasty (ALT and SLT)
- Laser iridoplasty (ALPI)
- CPC
- ECP
- Trabeculectomy
- Trabeculectomy using the Express device
- Phaco-trabeculectomy
- Trabeculotomy
- Goniotomy
- Trabectome surgery
- Non penetration glaucoma surgery (Deep sclerectomy, canaloplasty, viscocanalostomy)
- Shunt surgery (Ahmed Glaucoma Valve)
- Choroidal Tap
- Anterior chamber reformation
- Viscogoniosynechialysis
- Minivitrectomy for aqueous misdirection
- Laser Cyclophotocoagulation
- Endoscopic laser cyclophotocoagulation
- Cyclocryotherapy
- Difficult cataract surgery in glaucoma patients (shallow AC, lens subluxation, miotic pupils)
- Bleb reconstruction
- Needling bleb revision
- Tube irrigation
- Tube Shortening

Educational Strategies, Methods and Techniques*

Student Assessment (Methods and Types)

A. Assessment methods

Residents will be continually assessed by the attending professors in the relevant services using various methods, such as log books and DOPS; continuous feedback is provided to fellows throughout the course. Providing research articles and thesis is mandatory.

B. Periods of assessment




Continuous throughout the course

Ethical Considerations*

*Note: The related document(s) can be found at <http://hcmep.behdasht.gov.ir/>.

The overall structure of the course:

Educational ward, unit, or setting	Syllabus- Measures	Duration (month)
Glaucoma department	Regular visiting inpatients, preparation of patients for surgery	Throughout the course according to department's schedule
Glaucoma clinic	Active and regular attendance at clinic, visiting outpatients and medical consultations	Throughout the course according to department's schedule
Glaucoma operating room	presence in operating rooms and emergency department	Throughout the course according to department's schedule
Paraclinic	Performing special procedures: visual field, OCT, GDX, HRT, UBM, optic nerve photography, pachymetry, ORA, etc.	Throughout the course according to department's schedule
Laser surgery room	Active presence in the laser operating room	Throughout the course according to department's schedule
Research center and attending wet lab	Advancing research and educational studies	Throughout the course according to department's schedule
Classroom, Journal club	Regular participation in classes according to department's schedule	Throughout the course according to department's schedule
Selected regional health center or any other center in the community with department's discretion	Participation in screening and HSR research projects	As needed according to department

<p>Seyed-Hassan Emami-Razavi MD Secretariat of the Council for Graduate Medical Education</p> 	<p>Seyed Mansour Razavi MD Secretary of the Supreme Council for Medical Sciences Planning</p> 
<p style="text-align: center;">  Bagher Larijani MD Deputy for Education Ministry of Health and Medical Education </p>	