

In the Name of God

**Islamic Republic of Iran
Ministry of Health and Medical Education
Deputy for Education**

**Ophthalmic Plastic and Reconstructive Surgery
Degree: Fellowship**

Program Description

Ophthalmic plastic and reconstructive surgery includes surgeries of the eye and ocular adnexa, including eyelids, lacrimal ducts, orbits and periorbital areas. This Training Program was first taken into consideration after the Second World War due to the need for managing the ocular and facial traumas. For years, a fellowship course was launched in the US and Europe to teach these surgeries. In Iran ophthalmic plastic and reconstructive surgery Training Program started in 1980s and has gradually been developed. The curriculum of this course has been provided by the universities so far. Since 2008, the curriculum and requirements of this course have been developed at the national level. To this end, a curriculum compilation committee was established and after several meetings, the present curriculum was developed, went through the legal procedures, and issued to the universities. The curriculum compilation committee welcomes the opinions of the experts and will make use of them for revising the curriculum.

Definition:

This course is derived from the field of ophthalmology and mainly involves diagnosis and treatment of diseases of the eye and ocular adnexa, including the eyelids, lacrimal ducts, orbits and periorbital areas.

Course duration

Duration of this educational course is at least 18 months.

Aims:

- 1- To train knowledgeable, competent, and liable physicians in the area of the ophthalmic and ocular adnexal plastic and reconstructive surgeries, including eyelids, lacrimal ducts, orbit and the areas adjacent to the orbit.
- 2- To reach the highest international standards in the area of education and diagnostic-therapeutic services in the next 10 years and to become one of the top ranking in the region for research products.

Admission Requirements

Board Certificate in Ophthalmology

Expected Competencies at the End of the Program
General Competencies*

Specific Competencies and Skills

Procedural Skills (Diagnostic-Therapeutic Procedures):

Reconstructive and plastic surgeries of eyelids	Scar surgical repair of the eyelids and periorbital tissue Laceration repair of the eyelids and periorbital soft tissue, laceration repair of the canaliculi Repair of the eyelid and periorbital soft tissues burns Reconstruction of the upper eyelid Reconstruction of the lower eyelid, reconstruction of the internal canthus, reconstruction of the external canthus Reconstruction after trauma or tumor excision in the face adjacent to the orbit Congenital abnormalities of the eyelids Eyelid Ptosis, entropion, ectropion, retraction, and distichiasis- trichiasis Non-surgical methods of rejuvenating parts of the face adjacent to the orbit (Botox and filler) Blepharoplasty Facial dyskinesia (Botox injections)
Orbit	Orbital fractures repair, removing foreign bodies from the orbit and periorbital tissues Iatrogenic orbital injuries repair, congenital lesions of the orbit <i>Orbitotomy for orbital tumors, secondary and metastatic tumors, structural lesions, degenerative orbit, orbital bleeding</i> Orbital decompression in the sinuses and periorbital soft tissue for the thyroid diseases and tumors
Lacrimal ducts	Probing Lacrimal system endoscopy and endoscopic intubation External DCR and Endoscopic DCR Lacrimal duct trauma repair
Anophthalmic Socket	Enucleation, evisceration, exenteration, dermis fat graft Mucous membrane graft, split thickness graft, contracted socket repair Fornix reconstruction, orbital implants, secondary implants

Educational Strategies, Methods and Techniques*

Student Assessment (Methods and Types)

Assessment Methods:

DOPS, logbook, and final interview. Obviously, other methods can also be used.

Periods of Assessment:




Continuous and during the course

Ethical Considerations*

*Note: The related document(s) can be found at <http://hcmep.behdasht.gov.ir/>.

The overall structure of the course:

Educational ward, unit, or setting	Syllabus- measures	Duration (month)
Ophthalmology ward	Visiting hospitalized patients educating junior residents, and other measures in accordance with organized programs of the ward	16 months, every day
Clinic	Outpatient visits- triage, filling medical records, and admitting patients, following up the expert consultations given to the patients, performing outpatient procedures, educating junior residents, responding to expert consultation requests, and other measures in accordance with organized programs of the ward	16 months, Three days a week
Operating room	Participating in open and endoscopic surgeries by observation, assisting, or performing independently, in accordance with organized programs of the ward	16 months Twice a week
Otorhinolaryngology ward		During the course- case study
Optional ward	In accordance with the objectives of the selected ward	2 months

<p>Seyed-Hassan Emami-Razavi MD Secretariat of the Council for Graduate Medical Education</p> 	<p>Seyed Mansour Razavi MD Secretary of the Supreme Council for Medical Sciences Planning</p> 
 <p>Bagher Larijani MD Deputy for Education Ministry of Health and Medical Education</p>	