

## In the Name of God

### Islamic Republic of Iran Ministry of Health and Medical Education Deputy for Education

## Ophthalmology

### Degree: Specialty

#### Program Description (Introduction)

Due to dramatic developments in ophthalmology, revising and optimizing ophthalmology curriculum is now an absolute necessity. The first ophthalmology curriculum was written in 1999 which was compiled after several meetings by professionals and experts and was announced to universities for implementation in 2001. Now, after more than 10 years, this curriculum has been revised. After reviewing previous edition and considering recent scientific advances and changes and having in mind the future development in this field, as well as taking into account the National Scientific Development Plans (strategic document of year 1404 (2025) and the National Fifth Development Plan of the country), the committee offered the current curriculum.

Obviously, monitoring the correct implementation of the program is absolutely necessary. The curriculum compilation committee welcomes the opinions of the experts and will make use of them for revising the curriculum.

#### Definition of the Training Program:

Graduates of ophthalmology specialty program will be engaged in diagnosis, prevention, treatment, care and education of patients, as well as providing services to the society with their knowledge, skills and competence in educational, research and health services.

#### Course duration:

Duration of this educational course is at least 4 years.

#### Admission Requirements

- Holding an MD degree
- Having passed the National Entrance Exam

#### Expected Competencies at the End of the Program

##### General Competencies\* Specific Competencies and Skills

At the end of the program learners will be competent in the following skills:

- **Comprehensive examination of patients**
  - Refraction and retinoscopy
  - External examination
  - Slit lamp examination
  - Tonometry ( Different types)
  - Gonioscopy
  - Fundus examination (Direct and Indirect ophthalmoscopy)
- **Diagnostic evaluation and work up for specific situations e.g. uveitis**
- **Reading and interpretation of different ophthalmology imaging**
  - Corneal topography and tomographies
  - A-scan , B-scan, UBM

- IOL-Master or Lenstar
- FAG, ICG V.F
- orbital CT-scan
- OCT anterior and posterior
- **Ocular surface procedures**
  - Pterygium removal / conjunctival flap-graft
  - SK ± AMT
  - Corneal and conjunctival biopsy
- **Oculoplastic and strabismus surgeries**
  - Blepharorrhaphy / Tarsorrhaphy / Correction of entropion / Ectropion / Ptosis
  - Trichiasis and chalazion removal / punctual occlusion
  - Evisceration/ Enucleation
  - Strabismus surgeries
- **Intraocular Surgeries**
  - Phacoemulsification and IOL implantation/ ECCE/ ICCE
  - Lensectomy / Anterior vitrectomy-AC IOL implantation / Surgical PI/ Pupiloplasty
  - Corneal laceration repair
- **Refractive surgery Lasik**
  - PRK- Phakic IOL
- **Glaucoma Surgery**
  - Trabeculectomy/ CPC/ LASER PI
- **Vitreous /Retina Surgery SB/ PRP/ IVB**

### Educational Strategies, Methods and Techniques\*

#### Student Assessment (Methods and Types)




Written MCQ	• Continuous
Oral	• Periodical
Computer interactive test	• Annual (promotion)
OSCE	• Final examination
DOPS	
Log Book	
360 –Degree feedback	
CPD	
Thesis	
Article	

### Ethical Considerations\*

\*Note: The related document(s) can be found at <http://hcmep.behdasht.gov.ir/>.

**The overall structure of the course:**

Educational ward, unit, or area	Contents- Measures	Duration (month)
<p style="text-align: center;">Clinic</p> <p style="text-align: center;">Ophthalmology ward</p>	<p>Outpatient visit / senior resident consultation and outpatient procedures as needed. Preparing outpatients for surgery.</p>	<p>Throughout the course according to departments schedule</p>
	<p>Regular visiting inpatients, preparing inpatients for surgery-giving necessary consultations in the ward. Performing diagnostic and therapeutic procedures at the bedside. Bedside education</p>	<p>According to the program organized by the ward during the course</p>
<p style="text-align: center;">Wet-Lab</p> <p style="text-align: center;">Operating room</p>	<p>Working on natural models of eye and simulators</p>	<p>During the course- case study- according to the program organized by the ward</p>
	<p>Participating in surgical procedures by observation, assisting or performing independently- according to the program organized by the ward</p>	<p>1-2 days per week the course according to the facilities, except for the first-year students</p>
<p style="text-align: center;">Optional course</p>	<p>Each student can participate in the required wards in accordance with the organized program under the supervision of the program manager maximum for 1 month and bring a certificate from the wards.</p>	<p>One month</p>

<p><b>Seyed-Hassan Emami-Razavi MD</b>                  Secretariat of the Council for                  Graduate Medical Education</p> 	<p><b>Seyed Mansour Razavi MD</b>                  Secretary of the Supreme Council for                  Medical Sciences Planning</p> 
 <p><b>Bagher Larijani MD</b>                  Deputy for Education                  Ministry of Health and Medical Education</p>	

